

# Quality Payment PROGRAM



## Merit-based Incentive Payment System (MIPS)

2026 MIPS Value Pathways  
(MVP) Registration Guide



# Table of Contents

<b><u>How To Use This Guide</u></b>	<b><u>3</u></b>
<b><u>MVP Registration Overview</u></b>	<b><u>5</u></b>
<b><u>MVP Registration: Registration Steps</u></b>	<b><u>9</u></b>
<u>Individual Registration</u>	<b><u>14</u></b>
<u>Group Registration</u>	<b><u>19</u></b>
<u>Subgroup Registration</u>	<b><u>25</u></b>
<u>APM Entity Registration</u>	<b><u>35</u></b>
<b><u>MVP Registration: Frequently Asked Questions</u></b>	<b><u>40</u></b>
<b><u>Help and Version History</u></b>	<b><u>44</u></b>


**Purpose:** This resource provides guidance on how to register for MVP reporting for the 2026 performance year.

Skip ahead by clicking the links in the Table of Contents.

**Disclaimer:** The screenshots included in this user guide were based on the QPP test environment. Because we are always working to incorporate feedback and improve the experience, there may be differences between these screenshots and what you see on the [QPP website](#).

# How to Use This Guide

### Table of Contents

Click this icon (on the bottom left of each page) to return to the table of contents. 

### Hyperlinks

Hyperlinks to the [Quality Payment Program website](#) and downloadable resources are included throughout the guide to direct the reader to more information and resources.

**Please Note:** This guide was prepared for informational purposes only and isn't intended to grant rights or impose obligations. The information provided is only intended to be a general summary. It isn't intended to take the place of the written law, including the regulations. We encourage readers to review the specific statutes, regulations, and other interpretive materials for a full and accurate statement of their contents.



# MVP Registration: Overview

## Overview

MVPs are one way to meet your MIPS reporting requirements for the 2026 performance year. You must sign in to the [QPP website](#) and register in advance to report an MVP.

- To register, an individual at your organization will need a HCQIS Access and Roles Profile (HARP) account with the Quality Payment Program (QPP) Security Official Role.
  - For more information on HARP accounts, please refer to the Register for a HARP Account document in the [QPP Access User Guide \(ZIP, 4MB\)](#).
  - For more information on obtaining the QPP Security Official role, review the Connect to an Organization document in the [QPP Access User Guide \(ZIP, 4MB\)](#).

### MVP Implementation Guide

For more information about MVP reporting, refer to the [2026 MVP Implementation Guide \(PDF, 4MB\)](#).



## Overview (Continued)

### 2026 MVP Registration Timeline

**April 1, 2026**

MVP Registration opens

**June 30, 2026**

- To report the CAHPS for MIPS Survey as part of an MVP, you must complete your MVP registration by June 30, 2026, to align with the CAHPS for MIPS registration deadline.
- You must separately register to participate in the CAHPS for MIPS Survey.
- CAHPS for MIPS Survey registration closes at 8 p.m. ET, June 30, 2026.

**November 30,  
2026**

MVP registration deadline for those **not** reporting the CAHPS for MIPS Survey.

- MVP registration closes at 8 p.m. ET.



## What's New with MVP Registration

Starting in 2026, to register for MVP reporting as a group, your practice will need to attest to their specialty composition (whether you're a single specialty group or multispecialty small practice) during the MVP registration process. We won't make this determination for you.

### Who Can Register as a Group?

#### Small Practices

A single Taxpayer Identification Number (TIN) with 15 or fewer clinicians. Single specialty and multispecialty small practices can register as groups to report MVPs.

#### Single specialty group

A TIN with clinicians involved in a single focus of care regardless of the number of specialty types and practice size.

For example, a group consisting of internists, cardiologists, nurse practitioners, and physician assistants that are focused on providing cardiovascular care could attest to being a single specialty group and register to report an MVP as a group.

### What about multispecialty groups that aren't small practices?

Starting in 2026, multispecialty groups with 16 or more clinicians won't be able to report an MVP as a group. Instead, they may form subgroups or report individually.



# MVP Registration: Registration Steps

## Sign into Your QPP Account

Sign in to your QPP Account on the [QPP website](#) using your HARP credentials.

MVP and subgroup registration is limited to users with the QPP Security Official role for the practice (TIN) or Alternative Payment Model (APM) Entity.

- Security officials for the practice (TIN) can complete individual, group, and subgroup registrations.

Don't have a HARP ID or the QPP Security Official role? Refer to [this FAQ](#) for more information

Home /

## QPP Account

### Sign in to QPP

User ID

Password [Show password](#)

[Forgot user ID or password](#)

If you are a representative of a Shared Savings Program ACO and can access the ACO Management System (ACO-MS), then you can sign in to QPP using the same User ID and Password.

[Sign in >](#)

OR

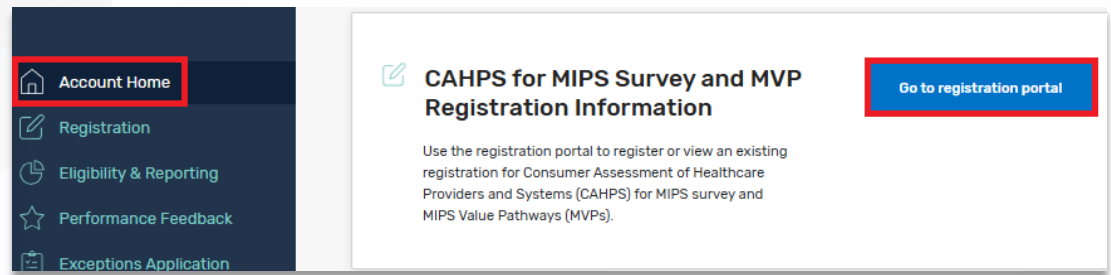
[Register for QPP](#)



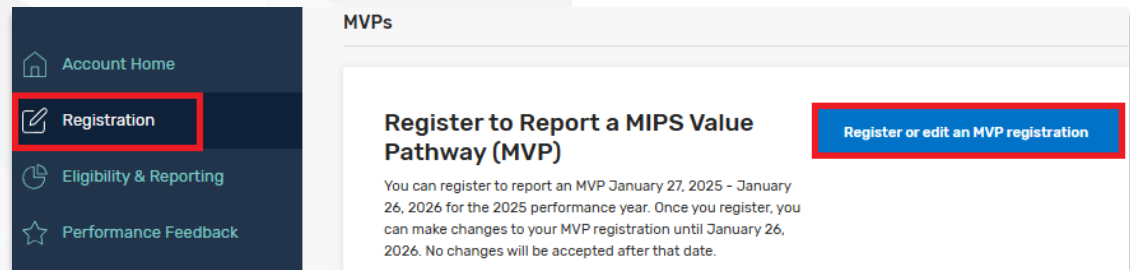
# Navigate to the Registration Portal

Once you're signed in to your account, you can begin registering by:

- Selecting the **Go to registration portal** quick link on the **Account Home** page and then click **Register** or **edit an MVP registration**; OR



- Selecting the **Registration** tab in the left-hand navigation menu and then click **Register** or **edit an MVP registration**.



# Select Your Organization

1. Click **APM Entities** or **Practices** (most users will only see one option available) to view a list of associated organizations you can access.
  - If registering for an [APM Entity](#), skip ahead to that section.

You can filter by registration status or search by the practice name if you have multiple organizations associated with your account.

The screenshot shows the 'MVP Registration' page. At the top, there are two tabs: 'APM Entities' and 'Practices'. The 'Practices' tab is selected and highlighted with a blue underline. Below the tabs, the heading 'Practices' is displayed, followed by the instruction 'Select a practice from the list below to register to report an MVP.' Below this, there is a filter and search section. The filter dropdown menu is open, showing options: 'All', 'Completed registration', 'Incomplete registration', and 'Not registered'. The search box contains the text 'Search by Practice Name' and a magnifying glass icon.

2. Locate the organization under which you wish to register. From here, you can select the option to register a group, individual, or subgroup.

The screenshot shows the registration options for 'Davis Inc'. The organization name is displayed with a question mark icon. Below the name, the TIN is listed as '000549237' and the address is '73440 Bridges Cliff Apt. 204 Suite 2777, New Nicole, MN 660778514593281'. A green checkmark icon indicates 'MIPS ELIGIBLE'. There are three registration options, each with a blue button: 'Register group', 'Register an individual', and 'Edit subgroup registration'. The 'Individuals' and 'Subgroups' sections show 'Registered: 0'.



## Select Your Organization (Continued)

A practice that doesn't exceed the low-volume threshold isn't eligible for MIPS and therefore isn't eligible to register for an MVP (as individuals, a group, or subgroup(s))." \*Not MIPS Eligible\* will display beneath the practice's name and the registration options will be grayed out.

**Dittrich, Krajčec and Urbanová** ⓘ

TIN: | 414 Treutel Plains Apt. 779, South Shawnaught, NJ 116646997

NOT MIPS ELIGIBLE

---

**Individuals** ⓘ

Registered: 0

---

**Subgroups** ⓘ

Registered: 0

Register group

Register an individual

Register a subgroup



# MVP Registration: Individual

## MVP Registration – Individual

Select this option to register a single clinician to report an MVP. A clinician must be individually MIPS eligible to register for an MVP as an individual. Ineligible or opt-in eligible individuals can't register for an MVP as an individual.

- Selecting **Register an individual** will take you to the **Manage Individual Registration** page.

**Purpleville Medical Clinic** ⓘ

TIN: 123456789 | 123 Main Street, Faring Town RI 63709

Practices can only register for an MVP as a group if they're a single specialty group or a small practice of 15 or fewer eligible clinicians. Practices with multiple specialties and more than 15 clinicians will need to register as individuals and/or subgroups.

---

**Individuals** ⓘ  
Registered: 0

**Subgroups** ⓘ  
Registered: 0

Register Group

Register an Individual

Register a Subgroup



# MVP Registration – Individual (Continued)

**Manage Individual Registration**

Filter: All | Search: Search by full or partial NPI

Showing 20 of 20 Individuals

**QPPMA UserTwo**  
Davis Inc  
NPI: 0214723500 | 73440 Bridges Cliff Apt. 204 Suite 2777, New Nicole, MN 660778514593281  
Specialty: Physician/General Surgery  
MIPS ELIGIBLE

**Blažena Gotthard**  
Rutherford, Wehner and Beier  
Specialty: Physician/Family Practice  
NPI: 1396853008 | 65373 Corwin Mountains Apt. 195, West Tristonchester, MD 232726177  
NOT MIPS ELIGIBLE

Individual NPIs are displayed on the **Manage Individual Registration** page. You can narrow results by searching for a full or partial NPI. The page allows for filtering based on the status of an MVP registration.

Select **Register Individual** for the NPI the MVP registration is being completed for.

Participants that aren't eligible to register for MVP reporting will be labeled **Not MIPS Eligible** and the register option will be grayed out.



## MVP Registration – Individual (Continued)

On the **MVP Registration Details** page, select the MVP you plan to report.

When registering for an MVP that includes an outcomes-based administrative claims measure, you'll be prompted to indicate whether the MVP participant would like to be evaluated on it as one of your quality measures.

**Scoring reminder:** If you don't meet case minimum for the outcomes-based administrative claims measure, you'll receive 0 out of 10 points for the required outcome measure unless you submit another outcome measure available within the MVP.

### MVP Registration Details

You are registering to report an MVP for **Davis Inc Clinician 4 (NPI: 0000132254)**

**\* Select an MVP**

To learn more about the available MVPs, [visit Explore MVPs](#).

Improving Care for Lower Extremity Joint Repair (G0058) ▼

**Select an Outcomes-based Administrative Claims Measure (optional)**

You have the option to select this measure as 1 of your 4 required quality measures. If you don't meet case minimum you'll receive a 0 out of 10 points for this measure unless you submit an additional outcome measure (3 points for small practices).

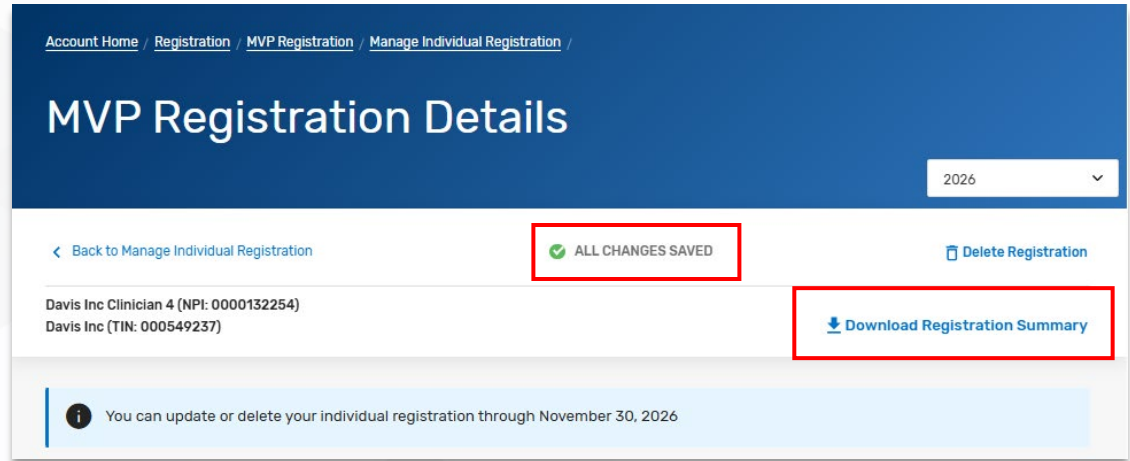
Risk-standardized complication rate (RSCR) following elective primary total hip arthroplasty (THA) and/or total knee arthroplasty (TKA) for Merit-based Incentive Payment System (MIPS) (480) ✓ ▼



# MVP Registration – Individual (Continued)

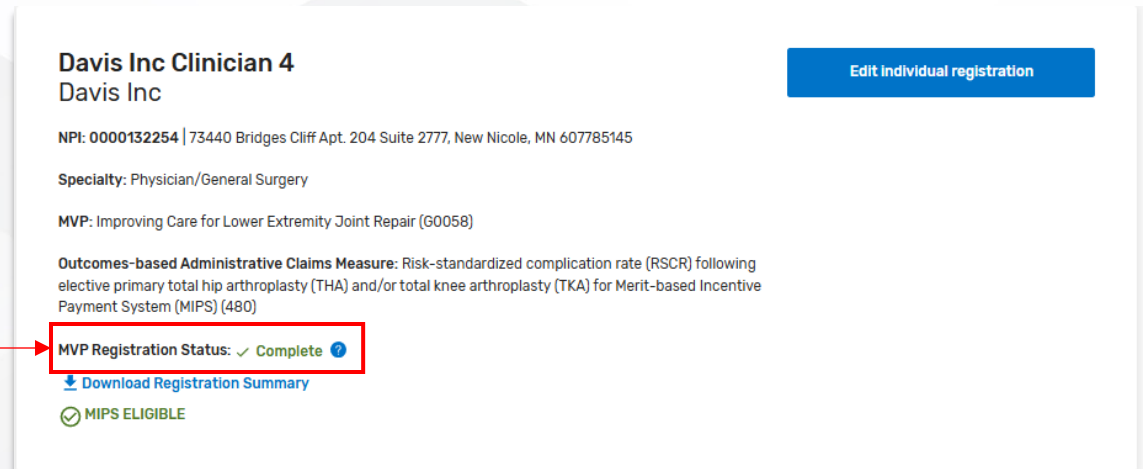
Changes are saved automatically once an MVP is selected. A registration summary will be available to download for your records.

Registrations may be edited or deleted until registration closes on Monday, November 30, 2026, at 8 p.m. ET.



The screenshot shows the 'MVP Registration Details' page. At the top, there is a breadcrumb trail: Account Home / Registration / MVP Registration / Manage Individual Registration. Below this is a blue header with the title 'MVP Registration Details' and a dropdown menu for the year '2026'. A green checkmark icon and the text 'ALL CHANGES SAVED' are highlighted with a red box. To the right is a 'Delete Registration' button. Below the header, the registration details for 'Davis Inc Clinician 4 (NPI: 0000132254)' and 'Davis Inc (TIN: 000549237)' are shown. A 'Download Registration Summary' button is highlighted with a red box. At the bottom, a light blue information bar states: 'You can update or delete your individual registration through November 30, 2026'.

The individual for which the MVP Registration was completed will now display an **MVP Registration Status** with **Complete** on the **Manage Individual Registration** page.



The screenshot shows the details for 'Davis Inc Clinician 4' at 'Davis Inc'. An 'Edit individual registration' button is in the top right. The address is 'NPI: 0000132254 | 73440 Bridges Cliff Apt. 204 Suite 2777, New Nicole, MN 607785145'. The specialty is 'Physician/General Surgery'. The MVP is 'Improving Care for Lower Extremity Joint Repair (G0058)'. The Outcomes-based Administrative Claims Measure is 'Risk-standardized complication rate (RSCR) following elective primary total hip arthroplasty (THA) and/or total knee arthroplasty (TKA) for Merit-based Incentive Payment System (MIPS) (480)'. The 'MVP Registration Status' is 'Complete' with a green checkmark and a question mark icon, highlighted with a red box. Below it is a 'Download Registration Summary' button and a 'MIPS ELIGIBLE' status with a green checkmark.



# MVP Registration: Group

## MVP Registration – Group

Select this option to register to report one MVP as a group, on behalf of all the clinicians in your practice (including ineligible and opt-in eligible clinicians). The group must be MIPS eligible at the group level to register for an MVP as a group.

- Selecting **Register group** will open a new attestation before you can proceed to with your group registration.
  - The group registration option now contains a disclaimer detailing who can register as a group.

**Purpleville Medical Clinic** ⓘ

TIN: 123456789 | 123 Main Street, Faring Town RI 63709

Practices can only register for an MVP as a group if they're a single specialty group or a small practice of 15 or fewer eligible clinicians. Practices with multiple specialties and more than 15 clinicians will need to register as individuals and/or subgroups.

**Register Group**

---

**Individuals** ⓘ

Registered: 0

**Register an Individual**

---

**Subgroups** ⓘ

Registered: 0

**Register a Subgroup**



# MVP Registration – Group (Continued)

Before you can register as a group, you will need to complete the MVP Group Registration Attestation.

### MVP Group Registration Attestation ✕

Practices can only register for an MVP as a group if they're a single specialty group or a small practice of 15 or fewer eligible clinicians. Practices with multiple specialties and more than 15 clinicians will need to register as individuals and/or subgroups.

[Learn more in the 2026 Final Rule](#)

Select the option that represents your practice:

- Single specialty group  
One specialty or single focus of care regardless of practice size
- Multispecialty small practice  
Two or more specialties or multiple foci of care **and** 15 or fewer clinicians
- Neither  
Multispecialty practice with more than 15 clinicians

[Continue](#) [Cancel](#)

You must attest to being a single specialty group or a multispecialty small practice to proceed with a group registration.

Attesting to **Neither** will re-direct you to register an [individual](#) or a [subgroup](#).

### MVP Group Registration Attestation ✕

Practices can only register for an MVP as a group if they're a single specialty group or a small practice of 15 or fewer clinicians. Please register as an individual or a subgroup.


[Register an Individual](#) [Register a Subgroup](#) [Cancel](#)



## MVP Registration – Group (Continued)

If you attested to being a single specialty group or a multispecialty small practice, you'll be directed to the **MVP Registration Details** page where you can select the MVP you plan to report. You won't be required to select a population health measure during registration.

### • Select an MVP

To learn more about the available MVPs, visit [Explore MVPs](#). 

Quality Care for Patients with Neurological Conditions (M0004)



**Reminder:** A group must have 16 or more clinicians to be eligible for either of the population health measures. We will calculate all available population health measures within the selected MVP and apply the highest achieving measure to your quality score. If you don't meet case minimum for either population health measure, the measure will be excluded from scoring. The population health measures don't count toward the 4 required quality measures.



## MVP Registration – Group (Continued)

When registering for an MVP that includes an outcomes-based administrative claims measure, you'll be prompted to indicate whether the MVP participant would like to be evaluated on it as 1 of your 4 quality measures.

**Scoring reminder:** If you don't meet case minimum for the outcomes-based administrative claims measure, you'll receive 0 out of 10 points for the required outcome measure unless you submit another outcome or high priority measure available within the MVP.

### MVP Registration Details

You are registering to report an MVP as ITScoring-53 (TIN: 000043553)

\* Select an MVP

To learn more about the available MVPs, [visit Explore MVPs](#).

Improving Care for Lower Extremity Joint Repair (G0058)

### Select an Outcomes-based Administrative Claims Measure (optional)

You have the option to select this measure as 1 of your 4 required quality measures. If you don't meet case minimum you'll receive a 0 out of 10 points for this measure unless you submit an additional outcome measure (3 points for small practices).

Risk-standardized complication rate (RSCR) following elective primary total hip arthroplasty (THA) and/or total knee arthroplasty (TKA) for Merit-based Incentive Payment System (MIPS) (480)

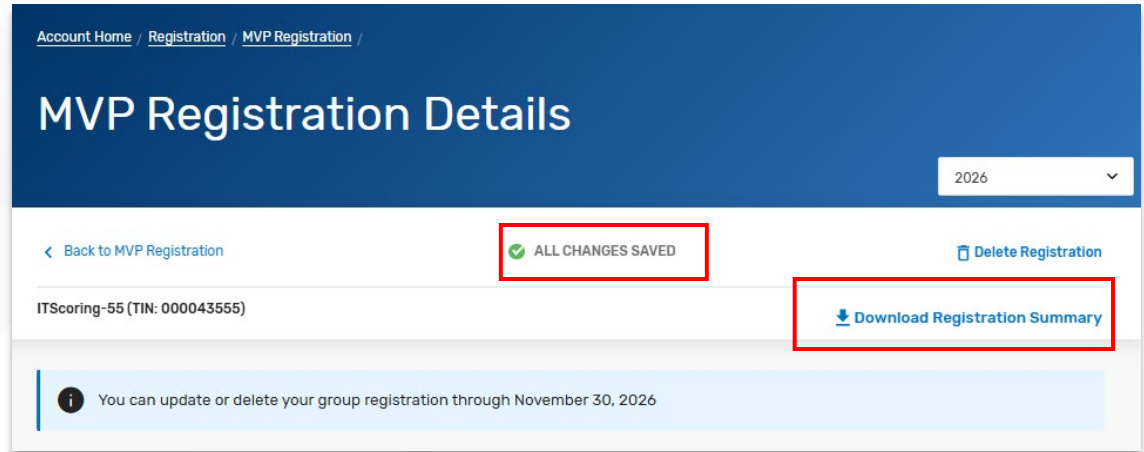


# MVP Registration – Group (Continued)

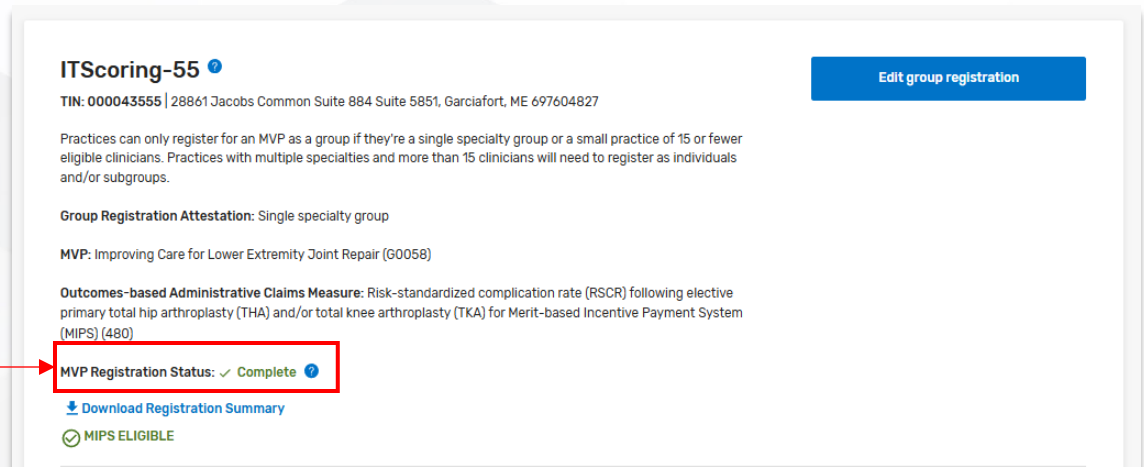
Changes are saved automatically once an MVP is selected. A registration summary will be available to download for your records.

Registrations may be edited or deleted until registration closes on Monday, November 30, 2026, at 8 p.m. ET.

The practice for which the MVP Registration was completed will now display an **MVP Registration Status** with **Complete** on the **Registration Portal**.



This screenshot shows the 'MVP Registration Details' page for ITScoring-55. The page includes a breadcrumb trail (Account Home / Registration / MVP Registration /), a year selector set to 2026, and navigation links for 'Back to MVP Registration', 'Delete Registration', and 'Download Registration Summary'. A green checkmark icon indicates 'ALL CHANGES SAVED'. An information banner at the bottom states: 'You can update or delete your group registration through November 30, 2026'.



This screenshot shows the registration details for ITScoring-55. It includes the TIN: 000043555, address, and phone number. A blue button labeled 'Edit group registration' is present. The text explains that practices can only register as a group if they are a single specialty group or a small practice of 15 or fewer eligible clinicians. The 'Group Registration Attestation' is 'Single specialty group' and the 'MVP' is 'Improving Care for Lower Extremity Joint Repair (G0058)'. The 'Outcomes-based Administrative Claims Measure' is 'Risk-standardized complication rate (RSCR) following elective primary total hip arthroplasty (THA) and/or total knee arthroplasty (TKA) for Merit-based Incentive Payment System (MIPS) (480)'. The 'MVP Registration Status' is 'Complete', highlighted with a red box and a red arrow from the text on the left. Below this, there are links for 'Download Registration Summary' and a 'MIPS ELIGIBLE' status with a green checkmark.



# MVP Registration: Subgroup

## MVP Registration – Subgroup

Select this option to register a subset of the clinicians within your practice to report an MVP as a subgroup. To register a subgroup, the affiliated group (TIN) must exceed the low-volume threshold at the group level.

- A subgroup must include at least 1 individually eligible clinician (based on initial – not final – MIPS eligibility results).
- A subgroup may also include:
  - Clinicians who are opt-in eligible at the individual level
  - Clinicians who are MIPS eligible at the group level (these clinicians may be exempt from MIPS as individuals but eligible at the group level)

**Davis Inc** ⓘ  
TIN: 000549237 | 73440 Bridges Cliff Apt. 204 Suite 2777, New Nicole, MN 607785145

Practices can only register for an MVP as a group if they're a single specialty group or a small practice of 15 or fewer eligible clinicians. Practices with multiple specialties and more than 15 clinicians will need to register as individuals and/or subgroups.

✔ MIPS ELIGIBLE

**Individuals** ⓘ  
Registered: 0

**Subgroups** ⓘ  
Registered: 0

Register group

Register an individual

Register a subgroup

Select the appropriate registration option

- Selecting **Register a subgroup** will take you to the **Manage Subgroup Registration** page.



# MVP Registration – Subgroup (Continued)

Account Home / Registration / MVP Registration /

## Manage Subgroup Registration

2026

**Davis Inc**  
TIN: 000549237 | 73440 Bridges Cliff Apt. 204 Suite 2777, New Nicole, MN 607785145

**Associated Subgroups**  
You can register a new subgroup manually or view the PY2025 list to copy their details.  
Select one of the registered subgroups on this page to view and edit details.

[+ Register a subgroup](#)

[View PY2025 Subgroups](#)

On the **Manage Subgroup Registration** page, you can register a subgroup and edit existing subgroup registrations.

**New for 2026:** You can save time by copying a 2025 subgroup and updating the details for 2026. Select **View PY2025 Subgroups** to review all subgroups that were registered in 2025.

## Davis Subgroup 3

Subgroup ID: SG-00001673

MVP: Improving Care for Lower Extremity Joint Repair (G0058)

**Outcomes-based Administrative Claims Measure:** Risk-standardized complication rate (RSCR) following elective primary total hip arthroplasty (THA) and/or total knee arthroplasty (TKA) for Merit-based Incentive Payment System (MIPS) (480)

[Copy subgroup](#)

Select **Copy subgroup** to copy a 2025 subgroup. You'll review the and update the subgroup and registration information detailed in the following slides.



## MVP Registration – Subgroup (Continued)

Subgroup registration requires additional information, beyond what a Group or Individual require. For these categories, don't include Personal Identifiable Information (PII) or your Tax Identification Number (TIN). If you've copied a 2025 subgroup, please review the registration details and update as needed.

**Subgroup Name:** This is the name that would be used for public reporting on Medicare Care Compare.

After entering a Subgroup name, click **Continue** to advance to the remaining Subgroup information.

**Subgroup Composition:** Select single-specialty or multi-specialty, based on the composition of your subgroup.

**Subgroup Composition Narrative** ( for informational purposes only): Describe and provide rationale for how you chose which clinicians to include in this subgroup. Example: "This subgroup represents our west side practice, which uses one EHR platform and collaborates on patient care across orthopedic surgeons, physical therapists, nurse practitioners (NPs), and other associated clinicians."

### Subgroup & MVP Registration Details

You are registering to report an MVP as a subgroup of Davis Inc (TIN: 000549237).

\* What is the subgroup's name? (Name will be used for public reporting.) ?

\* Subgroup Composition ?

- Single-specialty subgroup
- Multi-specialty subgroup

\* Subgroup Composition Narrative (for informational purposes only)

Describe and provide rationale for how you chose which clinicians to include in this subgroup. Example: "This subgroup represents our west side practice, which uses one EHR platform and collaborates on patient care across orthopedic surgeons, physical therapists, nurse practitioners (NPs), and other associated clinicians."

This subgroup represents our west side practice, which uses one EHR platform and collaborates on patient care across orthopedic surgeons, physical therapists, nurse practitioners, and other associated clinicians. ✓

288 characters remaining

**TIP:** After the Subgroup Name is entered, a Subgroup ID will be generated by the system. This unique ID will be needed during data submission time, so it's important to make note of it.

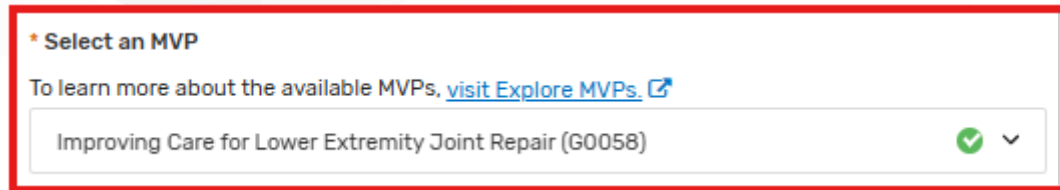
Subgroup Name (Subgroup ID: SG-00000762)




## MVP Registration – Subgroup (Continued)



You'll need to select the MVP you plan to report.

- You won't be required to select a population health measure during registration.



\* Select an MVP

To learn more about the available MVPs, [visit Explore MVPs](#) 

Improving Care for Lower Extremity Joint Repair (G0058)  

**Reminder:** We will calculate all available population health measures within the selected MVP and apply the highest achieving measure to your quality score. If you don't meet case minimum for either population health measure, the measure will be excluded from scoring. The population health measures don't count towards the 4 required quality measures.

- Subgroups will be evaluated on the population health measure at the affiliated group level (all clinicians in the practice). The affiliated group must have 16 or more clinicians for the subgroup to eligible for the current population health measures.



# MVP Registration – Subgroup (Continued)

## Adding clinicians to a subgroup:

### Option 1

Check the box next to each clinician.

- Your subgroup must include at least 2 clinicians and at least one individually eligible MIPS eligible clinician (identified by Individual status in the **Eligibility** column).

If you've copied a 2025 subgroup, carefully review the subgroup members. There may be NPIs that were associated with your TIN in 2025 that are no longer associated with your TIN for 2026.

### 1 clinicians in the Davis Subgroup 1

**INCOMPLETE**

Select at least 2 MIPS eligible clinicians

**COMPLETE**

Include at least 1 individually eligible MIPS eligible clinician

Search

Search by NPI, Name, or Specialty

<input type="checkbox"/>	First Name	Last Name	NPI	Specialty	Eligibility
<input type="checkbox"/>	QPPMA	UserTwo	0214723500	Physician/General Surgery	✓ INDIVIDUAL
<input type="checkbox"/>	QPPMA	UserFive	0194469686	Physician/General Surgery	✓ INDIVIDUAL
<input checked="" type="checkbox"/>	Davis Inc	Clinician 4	0000132254	Physician/General Surgery	✓ INDIVIDUAL

### 7 clinicians in the Davis Subgroup 1

**COMPLETE**

Select at least 2 MIPS eligible clinicians

**COMPLETE**

Include at least 1 individually eligible MIPS eligible clinician

The **Incomplete** status will update to **Complete** as the 2 requirements are met.

The list of clinicians is based on Segment 1 of the MIPS eligibility determination period, covering October 1, 2024 – September 30, 2025. We'll update the list of clinicians on the 1<sup>st</sup> of each month.

Each update includes clinicians found in your claims data through the 15<sup>th</sup> of the previous month (e.g., the June 1, 2026 update will include clinicians found in claims through May 15, 2026). The final update will occur in November 2026.

You'll need to wait for the next monthly update to revise your subgroup to include clinicians who started billing under your TIN recently. New clinicians will show a "TBD" status in the **Eligibility** column.



# MVP Registration – Subgroup (Continued)

## Adding clinicians to a subgroup: Option 2

Download a file of all clinicians in the practice/TIN.

Within the file, choose "yes" from the dropdown, in column A, **Include in Subgroup**.

- You don't need to make any selections for clinicians you're not including in the subgroup.

Save the workbook to your computer and select **Continue to upload** within the Select Subgroup Members section in the Registration Portal.

### \* Select Subgroup Members

Check the box next to each clinician to be included in the subgroup. Your subgroup must include at least 2 clinicians and at least one individually eligible MIPS eligible clinician (identified by Individual status in the Eligibility column).

OR

Download a file of all clinicians in the practice/TIN. Choose "yes" from the dropdown list in the Add to Subgroup column for each clinician you wish to add to the subgroup. You can safely exit out of this process if you choose, work in the file, and once you return, select "Continue to Upload".

Download file
Continue to upload

	Include in Subgroup	First Name
0		Scoring APM NPF
1		Scoring APM NPF
2	Yes	Scoring Org 18
3		Scoring Org 18

### \* Select Subgroup Members

Check the box next to each clinician to be included in the subgroup. Your subgroup must include at least 2 clinicians and at least one individually eligible MIPS eligible clinician (identified by Individual status in the Eligibility column).

OR

Download a file of all clinicians in the practice/TIN. Choose "yes" from the dropdown list in the Add to Subgroup column for each clinician you wish to add to the subgroup. You can safely exit out of this process if you choose, work in the file, and once you return, select "Continue to Upload".

Download file
Continue to upload

Upload the file by selecting **Continue to upload**.



## MVP Registration – Subgroup (Continued)

You can upload the file by either dragging and dropping the file or by selecting **Browse** and navigating to the location the file is saved on your computer.

### Upload File

You are uploading a subgroup member file for:  
**Super Awesome Subgroup**  
Subgroup ID: SG-00001342

DRAG & DROP

### Upload data in Excel

Your .xlsx file here, or [browse](#)

Uploading this file will **overwrite any previous subgroup clinician files.**

#### Accepted files to upload

This upload tool accepts properly formatted **Excel** (.xlsx) files.

#### Subgroup creation requirements

Your subgroup registration file must include a minimum of two clinicians, at least one of whom is a MIPS eligible clinician.




## MVP Registration – Subgroup (Continued)

### Upload File


You are uploading a subgroup member file for:


**Subgroup Name**  
Subgroup ID: SG-00000762

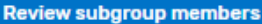
 **Upload Successful**

Your file successfully uploaded. You can review your uploaded subgroup members in the table once you close this modal.

File(s) to upload(1)

 Subgroup Members.xlsx

 Upload different file

 Review subgroup members

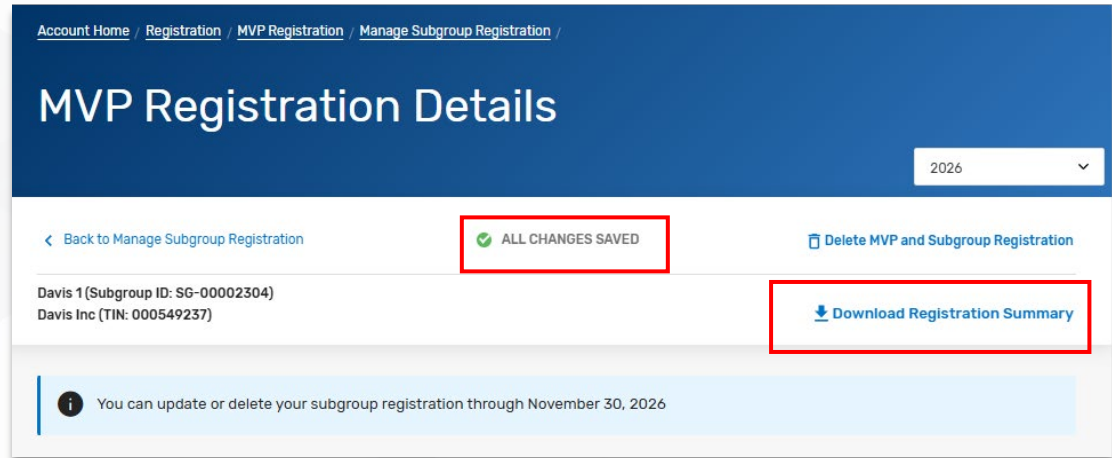
After a successful upload, select **Review subgroup members** to confirm the changes to the listed clinicians on the screen.

Note: Uploading a file will overwrite any existing subgroup composition.

## MVP Registration – Subgroup (Continued)


Changes are saved automatically once an MVP is selected. A registration summary will be available to download for your records.

Registrations may be edited or deleted until registration closes on Monday, November 30, 2026, at 8 p.m. ET.



The screenshot shows the 'MVP Registration Details' page. At the top, there is a breadcrumb trail: 'Account Home / Registration / MVP Registration / Manage Subgroup Registration /'. Below this is a blue header with the title 'MVP Registration Details' and a year selector set to '2026'. The main content area includes a navigation bar with a back button, a green checkmark indicating 'ALL CHANGES SAVED', and a 'Delete MVP and Subgroup Registration' button. Below the navigation bar, the registration details for 'Davis 1 (Subgroup ID: SG-00002304)' and 'Davis Inc (TIN: 000549237)' are displayed. A red box highlights the 'Download Registration Summary' button. At the bottom, a light blue information banner states: 'You can update or delete your subgroup registration through November 30, 2026'.

The subgroup for which the MVP Registration was copied or completed will now display a 2026 MVP Registration Status with **Complete** on the **Manage Subgroup Registration** page.



The screenshot shows the details for 'Davis 1'. It includes the 'Subgroup ID: SG-00002304' and 'MVP: Pathology (M1501)'. A red box highlights the 'MVP Registration Status: ✓ Complete' text, with a red arrow pointing to it from the text on the left. Below the status is a 'Download Registration Summary' button. In the top right corner, there is an 'Edit subgroup registration' button.



# MVP Registration: APM Entity

## MVP Registration – APM Entity

Select this option to register as an APM Entity to report an MVP.

APM Entities Practices

### APM Entities

Select an APM entity from the list below to register to report an MVP.

Filter: All

Search: Search by APM Entity Name

Showing 1 of 1 APM Entities

**VM MEDICAL GROUP (QPP)**  
MIPS APM | APM Entity ID: CA9521 | PRIMARY CARE FIRST MODEL

Register APM entity

Select **Register APM Entity** for the APM entity an MVP registration is being completed for.

If you have multiple APM Entities on your account, you can search by the APM Entity name or filter by MVP registration status.

## MVP Registration – APM Entity (Continued)

On the **MVP Registration Details** page, select the MVP you plan to report.

- You won't be required to select a population health measure during registration.

### MVP Registration Details

You are registering to report an MVP as **VM MEDICAL GROUP (OPP) (APM Entity ID: CA9521)**

**\* Select an MVP**

To learn more about the available MVPs, [visit Explore MVPs](#).

Improving Care for Lower Extremity Joint Repair (G0058) ✓ ▼

**Scoring reminder:** We will calculate all available population health measures within the selected MVP and apply the highest achieving measure to your quality score. If you don't meet case minimum for either population health measure, the measure will be excluded from scoring. The population health measures don't count towards the 4 required quality measures.



## MVP Registration – APM Entity (Continued)

When registering for an MVP that includes an outcomes-based administrative claims measure, you'll be prompted to indicate whether the MVP participant would like to be evaluated on it as one of your quality measures.

**Scoring reminder:** If you don't meet case minimum for the outcomes-based administrative claims measure, you'll receive 0 out of 10 points for the required outcome measure unless you submit another outcome measure available within the MVP.

### MVP Registration Details

You are registering to report an MVP as **VM MEDICAL GROUP (QPP) (APM Entity ID: CA9521)**

**\* Select an MVP**

To learn more about the available MVPs, [visit Explore MVPs](#).

Improving Care for Lower Extremity Joint Repair (G0058) ▾

**Select an Outcomes-based Administrative Claims Measure (optional)**

You have the option to select this measure as 1 of your 4 required quality measures. If you don't meet case minimum you'll receive a 0 out of 10 points for this measure unless you submit an additional outcome measure (3 points for small practices).

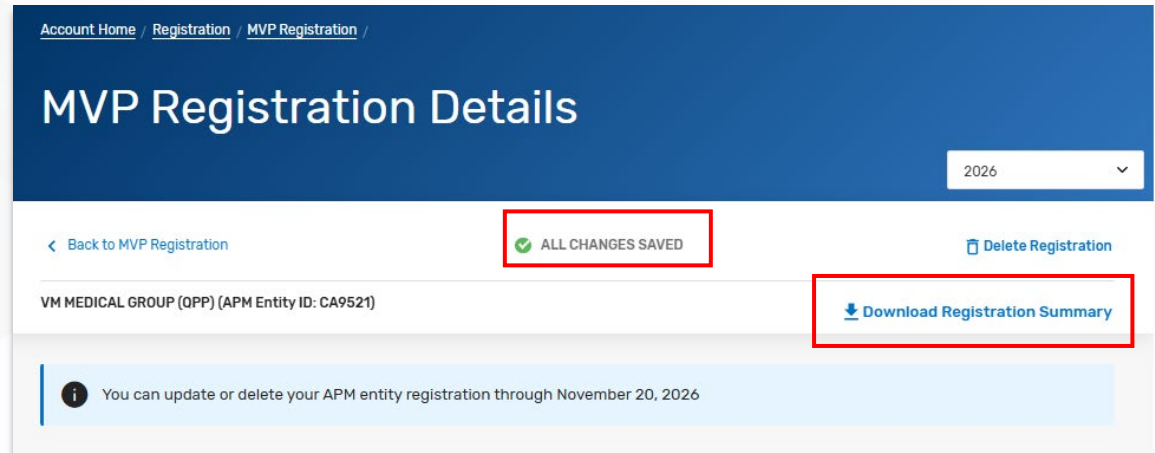
Risk-standardized complication rate (RSCR) following elective primary total hip arthroplasty (THA) and/or total knee arthroplasty (TKA) for Merit-based Incentive Payment System (MIPS) (480) ✓ ▾



## MVP Registration – Group (Continued)

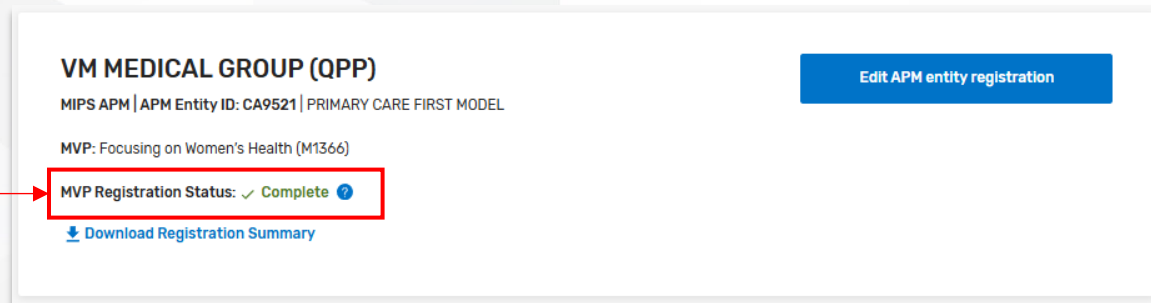
Changes are saved automatically once an MVP is selected. A registration summary will be available to download for your records.

Registrations may be edited or deleted until registration closes on Monday, November 30, 2026, at 8 p.m. ET.



The screenshot shows the 'MVP Registration Details' page. At the top, there are navigation links for 'Account Home', 'Registration', and 'MVP Registration'. The year '2026' is displayed in a dropdown menu. Below the header, there is a 'Back to MVP Registration' link, a green checkmark icon with the text 'ALL CHANGES SAVED', and a 'Delete Registration' button. The entity name 'VM MEDICAL GROUP (QPP) (APM Entity ID: CA9521)' is shown, with a 'Download Registration Summary' button highlighted by a red box. A light blue information banner at the bottom states: 'You can update or delete your APM entity registration through November 20, 2026'.

The APM Entity for which the MVP Registration was completed will now display an **MVP Registration Status** with **Complete** on the **Registration Portal**.



The screenshot shows the details for 'VM MEDICAL GROUP (QPP)'. It includes the text 'MIPS APM | APM Entity ID: CA9521 | PRIMARY CARE FIRST MODEL' and 'MVP: Focusing on Women's Health (M1366)'. A red box highlights the 'MVP Registration Status: ✓ Complete' with a blue help icon. An 'Edit APM entity registration' button is located in the top right corner. A 'Download Registration Summary' button is at the bottom.



# MVP Registration: Frequently Asked Questions

## Frequently Asked Questions

### What if I don't have a HARP ID or QPP Security Official role?

You need both a HARP ID and the QPP Security Official role for your organization to submit an MVP registration.

- The Security Official for a practice can submit an MVP registration on behalf of an individual, group, or subgroup.
- The Security Official for an APM Entity can submit an APM Entity MVP registration.

To learn about HARP account registration, review **Step 1. Register for a HARP Account** in the [Quality Payment Program Access Guide \(ZIP, 4MB\)](#).

To learn about QPP roles, review **Step 2a. Connect to an Organization** in the [Quality Payment Program Access Guide \(ZIP, 4MB\)](#).

### Can our third party intermediary complete our MVP (and subgroup if applicable) registration?

No. Only the practice or APM Entity Security Official can complete MVP registration.

### Can we update our registration?

Yes, you can update your registration on the QPP Website until the deadline on Monday, November 30, 2026, at 8 p.m. ET. MVP (and subgroup) registrations are final once the registration period closes.

### Can I update our subgroup after the registration period closes to remove clinicians that aren't required to report?

No. Subgroup registrations are final once the registration period closes.



## Frequently Asked Questions

### Once we're registered for an MVP, do we have to report it?

No. Even if you register to report an MVP, you can still choose to report Traditional MIPS (or the APM Performance Pathway [APP] if applicable) instead (or in addition to your MVP reporting). As a reminder, the subgroup participation option is only available for MVP reporting; MIPS eligible clinicians that registered to report as a subgroup would need to report traditional MIPS or the APP as individuals, as a group, or as an APM Entity (if applicable) if they don't report the MVP.

If you complete an MVP registration but don't ultimately report the MVP, you'll receive the highest final score that can be attributed to you from any reporting option and participation option, with the exception of virtual groups.

### We would like to submit the Consumer Assessment of Healthcare Providers and Systems (CAHPS) for MIPS Survey for 1 of our 4 required quality measures, how do we do this?

Groups, subgroups\*, and APM Entities that register for an MVP that includes the CAHPS for MIPS Survey as an available quality measure will also need to complete a separate registration by June 30, 2026, at 8 p.m. ET. Visit the QPP website to [learn more about CAHPS for MIPS Survey registration](#).

- The CAHPS for MIPS Survey is available as a quality measure within the following MVPs:
  1. Adopting Best Practices and Promoting Patient Safety within Emergency Medicine MVP (MVP ID: G0057)
  2. Advancing Cancer Care MVP (MVP ID: M0001)
  3. Optimal Care for Patients with Urologic Conditions MVP (MVP ID: M1423)
  4. Value in Primary Care MVP (MVP ID: M0005)
  5. Vascular Surgery (MVP ID: M1503)

\*The CAHPS for MIPS Registration system isn't available to subgroups. Please contact the QPP Service Center for assistance with subgroup registration for CAHPS for MIPS.

Contact the QPP Service Center by email at [QPP@cms.hhs.gov](mailto:QPP@cms.hhs.gov), by creating a [QPP Service Center ticket](#), or by phone at 1-866-288-8292 (Monday through Friday, 8 a.m. - 8 p.m. ET).



## Frequently Asked Questions

### Can we register and then become ineligible for reporting the MVP we registered for?

**Yes, if you register to report an MVP as an individual or group\*.** You can't voluntarily report or opt-in to MVP reporting; you must be MIPS eligible to report an MVP.

Eligibility timeline:

- Initial 2026 MIPS eligibility was available in December 2025, before the 2026 MVP registration period.
- Final 2026 eligibility will be available by early December 2026.

Just as with traditional MIPS, individuals and groups that register for an MVP must confirm their final eligibility for the 2026 performance year when it's published on the [QPP Participation Status](#) tool.

**An individual (identified by TIN/NPI combination) or group (identified by TIN) that becomes ineligible or opt-in eligible when final eligibility is released can't report the MVP they registered for.**

Instead, they can:

1. Voluntarily report [traditional MIPS](#).
2. Opt-in to traditional MIPS reporting (if applicable).
3. Do nothing/don't report. (Ineligible and opt-in eligible clinicians and groups aren't required to report.)

**\*Please note that this doesn't apply to subgroups.** We only use initial eligibility results to determine a subgroup's eligibility to register for and report an MVP ([83 FR 70043](#)). If the subgroup's affiliated group becomes ineligible or opt-in eligible when final eligibility is released, the subgroup can still report the MVP for which they registered. If the subgroup reports, the MIPS eligible clinicians (eligible at either the individual or group level) in the subgroup will receive the associated payment adjustment.

### Where can I learn more about eligibility?

You can learn more about eligibility and how it can change by reviewing the [QPP website](#) and the 2026 MIPS Participation and Eligibility User Guide once available.



## Help and Version History

## Where Can You Go for Help?

---

### Contact the Quality Payment Program Service

**Center** by emailing [QPP@cms.hhs.gov](mailto:QPP@cms.hhs.gov), creating a [QPP Service Center ticket](#), or calling 1-866-288-8292 (Monday through Friday, 8 a.m. - 8 p.m. ET). Please consider calling during non-peak hours, before 10 a.m. and after 2 p.m. ET.

**People who are deaf or hard of hearing can dial 711 to be connected to a TRS Communications Assistant.**

---

Visit the [Quality Payment Program website](#) for other [help and support information](#), to learn more about [MIPS](#), and to check out the resources available in the [Quality Payment Program Resource Library](#).

Visit the [Small Practices page](#) of the Quality Payment Program website where you can **sign up for the monthly QPP Small Practices Newsletter** and find resources and information relevant for small practices.



## Version History

If we need to update this document, changes will be identified here.

DATE	DESCRIPTION
04/30/2026	Updated slides 26, 27, 28, 30, and 34 to address the new “Copy subgroup” functionality.
04/01/2026	Original Version.

According to the Paperwork Reduction Act of 1995 (44 U.S.C. 3501 et seq.), no persons are required to respond to a collection of information unless it displays a valid OMB control number. The valid OMB control number for this information collection is 0938-1314 (Expiration date: 2/28/2027). This information collection is the tool to register as an MVP to meet MIPS reporting requirements. The time required to complete this information collection varies per response, including the time to review instructions, search existing data resources, gather the data needed, to review and complete the information collection. This information collection is mandatory (Medicare Access and CHIP Reauthorization Act of 2015 (MACRA) (Pub. L. 114-10, April 16, 2015)) and all information collected will be kept private in accordance with regulations at 45 CFR 155.260, Privacy and Security of Personally Identifiable Information. Pursuant to this regulation, CMS may only use or disclose personally identifiable information to the extent that such information is necessary to carry out their statutory and regulatory mandated functions. If you have comments concerning the accuracy of the time estimate(s) or suggestions for improving this form, please write to: CMS, 7500 Security Boulevard, Attn: PRA Reports Clearance Officer, Mail Stop C4-26-05, Baltimore, MD 21244-1850. If you have questions or concerns regarding where to submit your documents, please contact QPP at [gpp@cms.hhs.gov](mailto:gpp@cms.hhs.gov).

Under the Privacy Act of 1974 (5 U.S.C. 552a) any personally identifying information obtained will be kept private to the extent of the law.

